

KODAK CHERISH F670

SMART HOME SECURITY CAMERA

Quick Start Guide

For full explanation of all features and instructions, please refer to the Setup & Installation Guide.

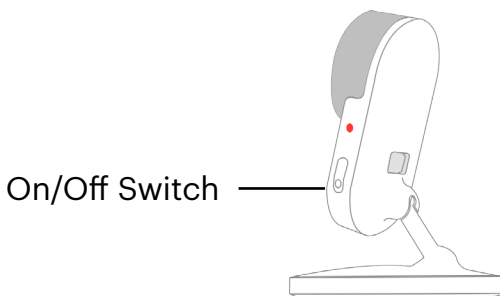


(I) Setup in App

1. Download the **KODAK Smart Home** app from the APP STORE (iOS) or GOOGLE PLAY Store(Android).
2. Create or login to your account.
3. Add the **KODAK CHERISH F670** Home Monitor to your **KODAK Smart Home** app.
4. Follow the instructions to set up your Home Monitor.
5. Pairing in progress. Wait until you hear the message "Setup Completed."
6. Once paired, test your Home Monitor. Move your router if necessary.

(II) Switch on the Home Unit

Slide to the **ON** or **OFF** position to switch ON or OFF the unit.







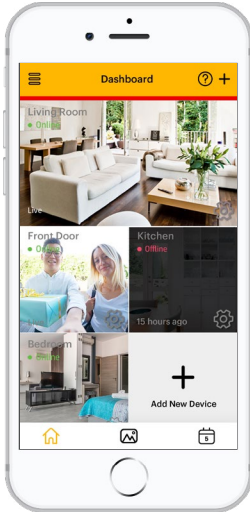
WARNING:




STRANGULATION HAZARD-Children have STRANGLED in cords. Keep this cord out of the reach of children (more than 3ft (1m) away) from the crib. Do not use with an extension cord. Only use the AC Adapters provided.

(III) Basic Operations





KODAK Smart Home App(Dashboard)

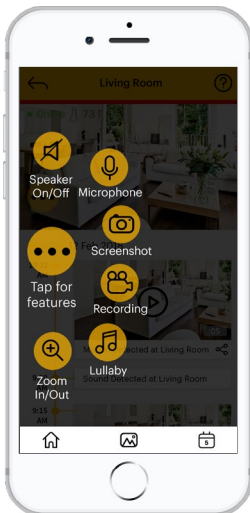
-  **Dashboard**
Tap here to view all your connected devices
-  **Video Gallery**
Tap here to view your recorded footages
-  **Timeline**
Press here check the history of your devices
-  **Side Menu**
Tap this to navigate more features






- Hints** 
Tap here for instruction of the app
- Add New Device** 
Press this to add a new device
- Camera Settings** 
Press here for camera settings

KODAK Smart Home App Icons

-  **Menu**
Press to show/hide the mini menu
-  **Mute/Unmute**
Press to toggle between mute/unmute
-  **Talk**
Press this to talk to your baby
-  **Screenshot**
Press this to take a snapshot of the screen



- Melody** 
Press to play music for your baby
- Zoom in/out** 
Press to zoom in/out the screen
- Record a Video** 
Press this to record video

(IV) General Information

If your product is not working properly...

1. Read this Quick Start Guide or the User's Guide at:
<https://kodaksmarthome.com/support/userguides>
2. Contact customer service at: support@kodaksmarthome.com



The Kodak trademark, logo and trade dress are used under license from Kodak.